

Investor Newsletter

Issue  01 2019



Firehawk® Orthopedics **Aspiration** Medial Stability Total Knee Replacement System – PS Type Implant Obtains Approval in China

Shanghai, China – Suzhou MicroPort Joint MedTech Co., Ltd, which is a subsidiary of Shanghai MicroPort Medical (Group) Co., Ltd. ("MicroPort®"), obtained the registration certificate for Aspiration Medial Stability Total Knee Replacement System – PS Type Implant from National Medical Products Administration of China (NMPA) on January 9. It is the first approval granted for MicroPort® Orthopedics' domestically manufactured total knee replacement system, which will bring a more comprehensive total knee replacement solution to the Chinese patients suffering from degenerative knee diseases and provide the surgeons with more product offerings.

With a rapidly aging population growth and significant improvement in people's living standard, the incidence rate of degenerative knee diseases is gradually increasing. Statistics show that the number of total knee replacements is expected to total 400,000 cases in China by 2020. However, some researches indicated that nearly 20% of patients were not satisfied with the effect of traditional total knee replacement, mainly due to post-operative knee instability. The Aspiration Medial Stability Total Knee Replacement System – PS Type Implant combined the post-cam design of PS implant and the unique and innovative highly bionic medial stabilized ball-in-socket design of MicroPort® Orthopedics. It not only provides a wider range of joint motion and more reliable wear resistance, but also restores the kinematics of normal knees and maintains their stability in motion, which makes the post-operative kinematic features and patients' gaits more natural. As a result, the patients' satisfaction level will become higher.

APPROVED



MicroPort® CRM Announces European Launch of **World's Smallest** 1.5T & 3T MRI Conditional Pacemaker Portfolio

January 03rd, 2019 - MicroPort® CRM (a business unit of MicroPort Scientific Corporation), is pleased to announce the European launch of its next generation MR-conditional transvenous pacing systems. This launch sees the introduction of three new pacemaker families: Eno™, Teo™ and Oto™.

All models in the three new pacemaker families are full-body MR-conditional, allowing patients implanted with compatible leads to undergo MRI (Magnetic Resonance Imaging) scans in either 1.5 Tesla or 3 Tesla machines without any exclusion zones, permitting physicians to perform MRI scans on all areas of the body.

In addition, the new products Eno™, Teo™ and Oto™ feature AutoMRI™ technology, enabling implanted pacemakers to automatically switch in and out of MRI mode upon detection of the MR field. AutoMRI™ ensures appropriate pacemaker operation during the scan and allows patients to benefit from optimal pacing settings right up to and just after the scan.



MicroPort® CRM Announces European Launch of **New Tablet Programmer** for Implantable Cardiac Devices

January 21st, 2019 - MicroPort® CRM is pleased to announce the European launch of Smart Touch™, a totally new tablet-based programmer.

Pacemakers, implantable defibrillators and cardiac resynchronization devices require individual programming at implant and during follow-up visits, enabling the device settings to be regularly adapted and tailored to suit the needs of each patient.

The programmer is used by the physician or nurse to interact with the device via inductive telemetry or RF wireless connectivity. Up till now, programmers have been cumbersome, heavy pieces of equipment requiring hospital trolleys to transport them, limiting efficiency and mobility.

To enhance mobility and flexibility, the Smart Touch™ programmer has a light-weight tablet design. Physicians can use the Smart Touch™ tablet either directly in its docking station or in a hand-held fashion at the patient's bedside. The new battery-powered tablet removes unnecessary power cables providing much better freedom and mobility to physicians as well as an improved follow-up experience for patients.

Smart Touch™ also features Bluetooth technology to facilitate wireless connection with accessories such as printers or ECG equipment for greater efficiency and speed.

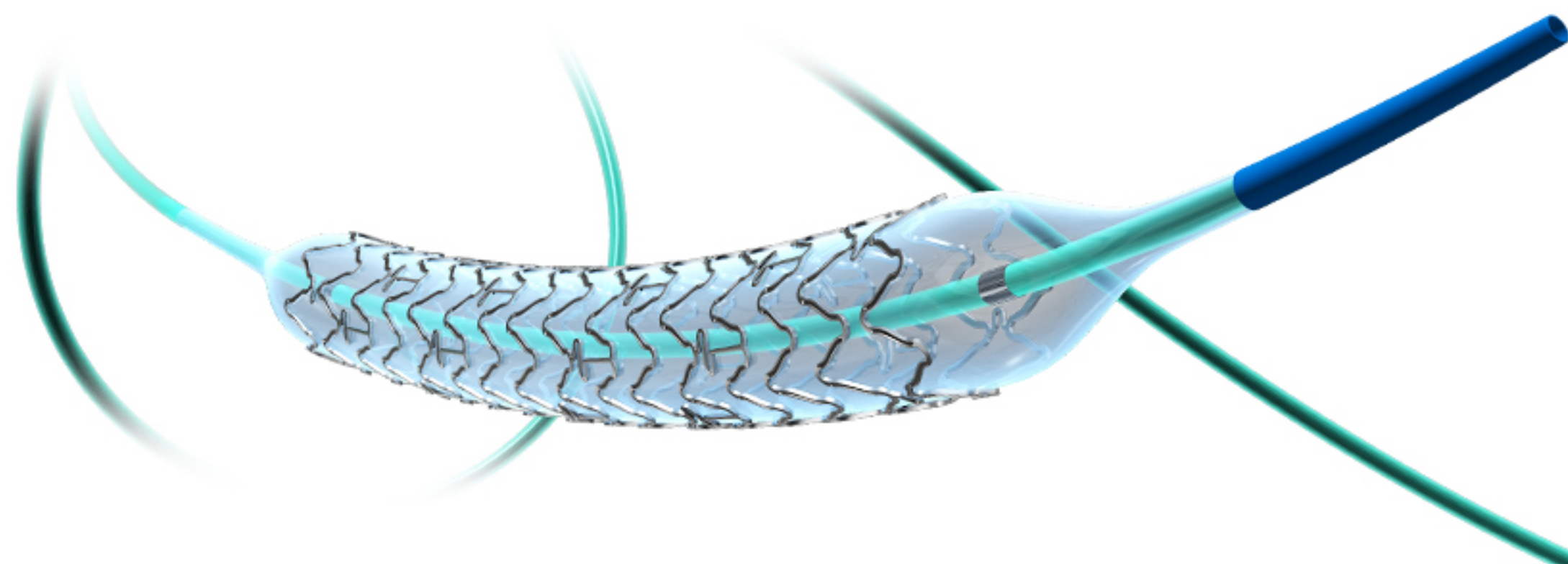


MicroPort® Firehawk® Stent Pivotal Study TARGET DAPT Trial Launched at Zhongshan Hospital Affiliated to Fudan University and Completed First Enrollment

On January 8, the launch meeting of the Firehawk® Rapamycin Target Eluting Coronary Stent System ("Firehawk®") pivotal study, the TARGET DAPT trial, which is focused on shortening DAPT duration for PCI patients after drug-eluting stent implantation, was held at Zhongshan Hospital Affiliated to Fudan University ("Zhongshan Hospital") in Shanghai, China. The TARGET DAPT trial is initiated by Shanghai MicroPort Medical (Group) Co., Ltd. ("MicroPort®").

The TARGET DAPT trial is a prospective, multi-center, randomized controlled clinical trial, which is led by the Academician. Junbo Ge from Zhongshan Hospital. This trial aims to assess the safety and effectiveness of 3-month versus 12-month dual antiplatelet therapy in patients undergoing PCI with Firehawk® implantation. The study plans to recruit 2,446 subjects at up to 40 hospitals in China with successful Firehawk® implantation. All subjects meeting the inclusion criteria will be 1:1 randomized into the 3-month or 12-month DAPT group. The primary study endpoint is net adverse clinical and cerebral events ("NACCE") rate at 18 months. The secondary endpoints include the incidence of major adverse cardiovascular and cerebral events ("MACCE"), all-cause mortality, major bleeding (BARC definition), as well as the economic endpoint, that is the cost and benefit ratio of subjects at 18 months after the randomization. Subjects in TARGET DAPT will be followed for 36 months.

On January 10, Prof. Feng Zhang enrolled the first two subjects, who were randomized into the 3-month DAPT group and the 12-month DAPT group respectively. The day marked that the TARGET DAPT trial had officially entered the phase of enrollment.



MicroPort® Firehawk® Debuts at Taiwan Transcatheter Therapeutics Live Course

From January 12 to 13, the Taiwan Transcatheter Therapeutics Live Course ("TTT"), which was a major event for coronary intervention in Taiwan, was held at NTUH International Convention Center in Taipei, China. Shanghai MicroPort Medical (Group) Co., Ltd. ("MicroPort") brought the Firehawk® Rapamycin Target Eluting Coronary Stent System ("Firehawk®") to the TTT for the first time, and presented to a large audience the clinical performance and scientific results of Firehawk® through satellite conference, symposium and live streaming of operations.

On the evening of January 11, MicroPort® hosted a "Less is More: Firehawk® Evening Satellite Conference" ahead of the opening of the TTT. During the satellite conference, a total of six physicians, spoke of the application of Firehawk® in various complex cases and demonstrated the capacity of Firehawk® in the handling of lesions.

At noon of January 12, which was the first day of the TTT, MicroPort® hosted a luncheon symposium on Firehawk® with the attendance of about 250 healthcare professionals. At first, Prof. Wei-Hsian Yin, MD, introduced the features of Firehawk®. Then Prof. Jie Qian from Chinese Academy of Medical Sciences Fuwai Hospital and Prof. Niels van Royen from Radboud University Medical Center, Netherlands presented the 5-year results of the Firehawk® TARGET series clinical trial and the primary endpoint data and secondary endpoint data from the TARGET All Comers clinical study respectively, which further proved the safety and efficacy of Firehawk®.

On the evening of January 12, a total of five healthcare professionals from Chinese mainland were invited to share challenging cases of Firehawk® with local experts during the session of "Guideline and Practice – Clinical Case-Based Conference" of the TTT. Chengzhi Lu, Junqing Yang, Chengyi Xu, Fei Wang from Shanxi Cardiovascular Hospital and Tao Geng from Cangzhou Central Hospital spoke of the use of Firehawk® in the cases of CTO, complex calcified lesions and STEMI respectively, demonstrating the performance of Firehawk® in terms of deliverability, trackability, radial strength and good healing. Their speeches substantially boosted the recognition of the quality of MicroPort® products among local interventional cardiologists.

On the morning of January 13, a Firehawk® surgery performed by Prof. Hsien-Li Kao was live-streamed at the TTT. Prof. Hsien-Li Kao adopted the retrograde wire technique and managed to reach the lesions through atrioventricular artery. After three full pre-dilation, he implanted a 2.5mm*23mm Firehawk® and a 3.0mm*38mm Firehawk® at the distal and proximal right coronary artery respectively, and post-dilated the lesion with non-complaint balloon. The procedure turned out to be very successful and smooth. The operational strategy and brilliant skills of Prof. Hsien-Li Kao were well received by the healthcare professionals in attendance.

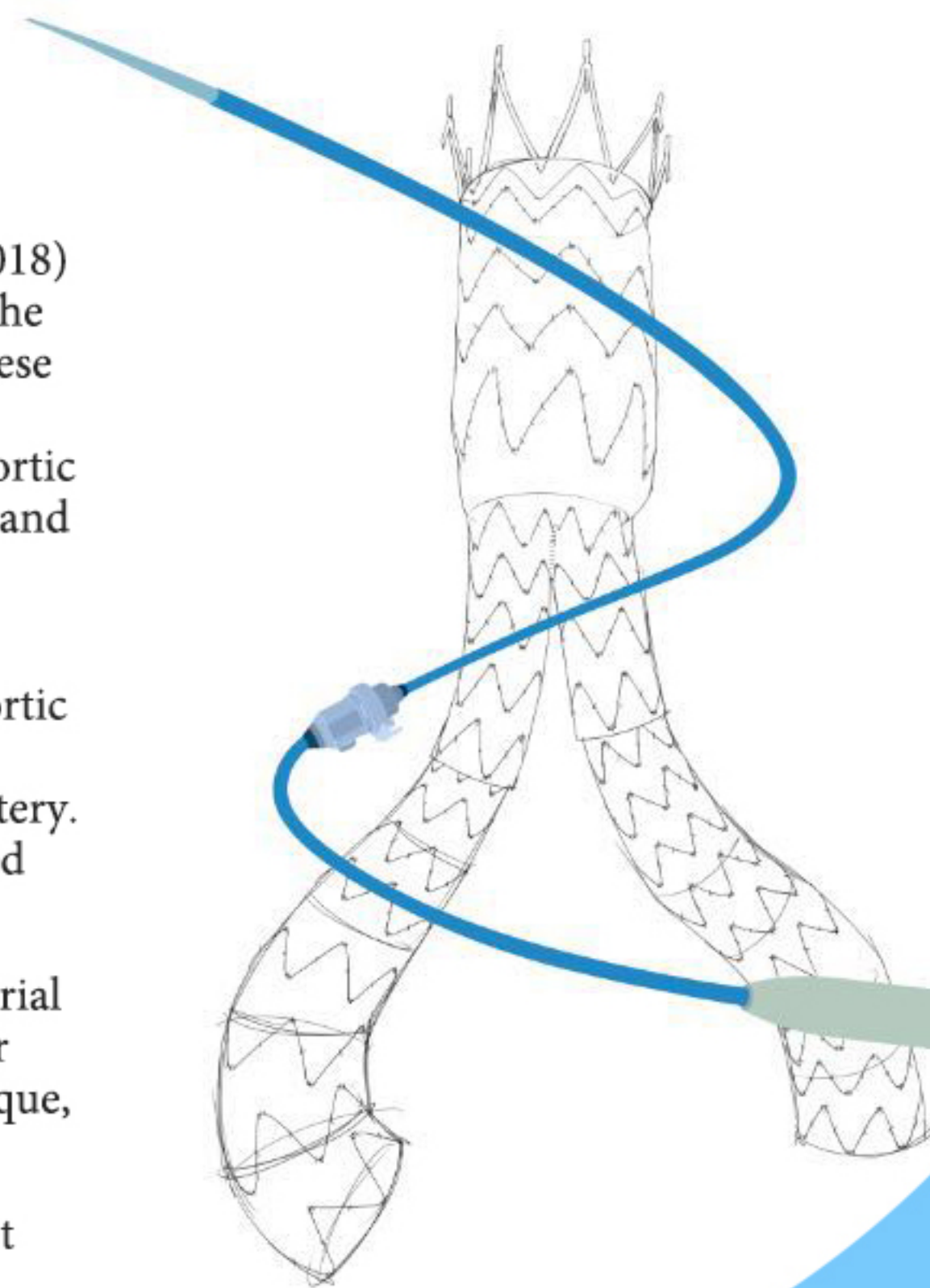
MicroPort® Endovascular Attends National Continuing Education Classes of China Endovascular Course 2018 (CEC2018)

The National Continuing Education Classes of China Endovascular Course 2018 (CEC 2018) was recently held at the Shanghai International Convention Center in Shanghai, China. The event was jointly organized by several hospitals, with the attendance of nearly 4,000 Chinese and overseas cardiologists. Shanghai MicroPort Endovascular MedTech Co., Ltd. ("MicroPort® Endovascular") presented at CEC 2018 the products of Castor® Branched Aortic Stent-Graft System ("Castor®"), Minos™ Ultra Low-Profile Stent Graft System ("Minos™"), and Reewarm™ PTX Drug Coated Balloon (Reewarm™).

Prof. Qingsheng Lu from Changhai Hospital of Shanghai demonstrated an edited case of reconstruction of left subclavian artery with Castor®. The patient's aortic arch is bovine aortic arch, with the innominate and left common carotid arteries originating from a common trunk. The primary entry tear of dissection was located at the end of the left subclavian artery. After the reconstruction of the left subclavian artery with Castor®, the angiography showed that the primary entry tear of dissection had been fully blocked without endoleak.

Prof. Weiguo Fu from Zhongshan Hospital spoke of the pre-market multicenter clinical trial results of Minos™. Minos™ had showed a good performance in the pre-market multicenter clinical trial, with a 100% success rate at 30 days, a 97.1% success rate for the main technique, and no stent graft migration or occlusion.

Prof. Changwei Liu from Peking Union Medical College Hospital spoke of the pre-market clinical results of Reewarm™. The statistics showed that the rate of late lumen loss at six months was significantly lower with Reewarm™ than with bare balloon catheter. The rate with Reewarm™ was also little changed from that with the imported similar products. In the future, the safety and efficacy of Reewarm™ need to be verified with complete case data and long-term follow-up studies.



MicroPort® Won 2018 Shanghai Municipality Gold Quality Prize

The Shanghai Municipal People's Government published the Decision to Commend the Organizational and Individual Winners of the 2018 Shanghai Municipality Government Quality Awards recently. MicroPort® was awarded the 2018 Shanghai Municipality Gold Quality Prize, which is included in the government quality awards, becoming the only winner of the honor from the medical device sector since the establishment of the prize.

The Shanghai Municipality Government Quality Awards aims to guide the various industries in Shanghai to improve quality management, pursue excellent results, and fully put to good use the two-wheel drive of quality and innovation in the economic and social development, so as to further elevate Shanghai's general quality level and urban core competitiveness. The Shanghai Municipality Gold Quality Prize was launched in 2001 and is mainly awarded to the organizations that demonstrate outstanding quality management level, strong capability to innovate independently, industry leading position in terms of economic and social performance in Shanghai, and a benchmark role in their respective industries citywide. On the other hand, the organizations have achieved extraordinary innovative results with regard to the innovation in quality management model, quality management method and brand building, as well as the research in quality-related technologies.

Since its founding in 1998, MicroPort® has placed Quality on the top of all the eight company core values and actively pressed ahead with the building of a corporate culture based on quality, so as to make a common value concept take shape among the employees. The MicroPort® employees deeply understand that our products are directly related to each patient's life and their family's happiness. Even the minute miscalculation from us can cause irrevocable consequence to our patients. Because of this belief, we ask each of our members to be enthusiastic about our work, putting every effort into ensuring the perfect quality of our products. MicroPort® puts product quality management at the first place and fuses different countries' regulations on medical devices with ISO9001 and ISO13485 as the basic framework to form the company's unique quality management system adaptable to globalization.



MicroPort® Panoramic Endoscope Design Wins **iF DESIGN AWARD 2019**

The winners of the iF DESIGN AWARD 2019 were recently selected out of 6,375 entries from more than 50 different countries. The Panoramic Endoscope Design submitted by Shanghai MicroPort Medical (Group) Co, Ltd. ("MicroPort®") was awarded the iF DESIGN AWARD 2019 with the unanimous approval of the jury panel.

The iF DESIGN AWARD was introduced in 1953 and is annually organized by the Hannover-based iF International Forum Design GmbH, which is the oldest design organization in Germany. The iF DESIGN AWARD is one of the most important design awards in the world and famous for its award rationale of Independent, Rigorous, and Reliable. It is intended to increase public awareness about design and commend the organizations that demonstrate creativity and innovation with regard to product development and design rationale.

The Panoramic Endoscope Design of MicroPort® improves the operation and viewing experience of the existing endoscopes in the digestive and urinary systems for the doctors. It substantially increases the convenience for the doctors to observe the different angles and positions of the organs inside the human body. Also, it provides more comprehensive angles to take pictures, facilitating more intuitive comparisons of the lesions for the doctors. The design won the unanimous approval from 67 international iF judges to be awarded the iF DESIGN AWARD. The honor was conferred after MicroPort® had submitted entries for the award for the very first time.

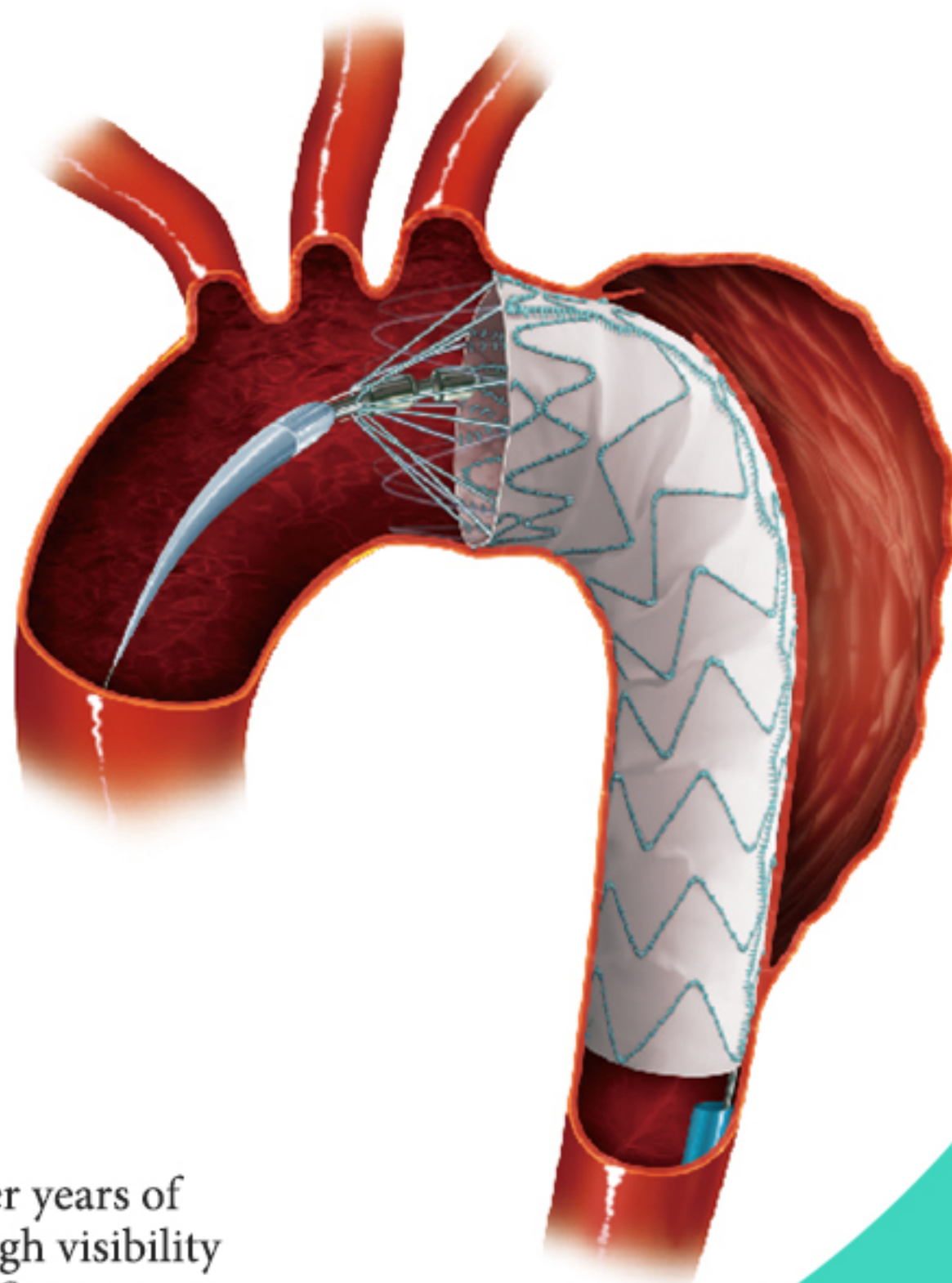


MicroPort® Endovascular's "Hercules®" Trademark Granted Entry into the List of the Third Batch of Major Protected Trademarks of Shanghai Municipality

The Shanghai Municipal Administration of Market Regulation recently published the List of the Third Batch of Major Protected Trademarks of Shanghai Municipality ("the List"). The "Hercules®" trademark of MicroPort® Endovascular was granted the entry into the List and rated as one of the third batch of Major Protected Trademarks of Shanghai Municipality.

The Major Protected Trademarks of Shanghai refers to the registered trademarks which enjoy high visibility and strong market influence, are prone to be the objects of infringement and counterfeiting, and hence need stronger protection. The Shanghai Municipality compiled the list of the Major Protected Trademarks in a bid to enhance the crackdown on the infringement of the exclusive right to use the Major Protected Trademarks, to establish and continuously improve the long-term oversight mechanism for the protection of the Major Protected Trademarks, and to create favorable environment for the protection of intellectual property. In 2018, the trademarks of "微创®" and "MicroPort®" were already granted the entry into the List of the First Batch of Major Protected Trademarks of Shanghai Municipality and rated as two of the first batch of Major Protected Trademarks of Shanghai Municipality.

MicroPort® Endovascular always thinks highly of trademark protection and branding. After years of continuous publicity and maintenance, the "Hercules®" trademark is enjoying extremely high visibility and reputation both domestically and abroad. In 2016, Hercules® Stent Graft and Delivery System was awarded the title of Famous Shanghai Product. The entry into the List will give MicroPort® Endovascular access to the collaborative protection mechanism built by the government, which will play a positive role in the ensuing protection and rights issues, especially those happening outside of Shanghai, that involve the "Hercules®" trademark.



Investor Newsletter

Issue **01** 2019



For more information, please contact:

Martin Sun

Chief Financial Officer
MicroPort Scientific Corporation

Tel: (86)(21) 38954600

Email: ir@microport.com

Leanne Li

Board Secretary & VP of Corporate General Affairs
MicroPort Scientific Corporation

Tel: (86)(21) 38954600

Email: ir@microport.com