

Investor Newsletter

Issue 03 2021



MicroPort® Announces its **Annual Results** for 2020

MicroPort Scientific Corporation (hereafter referred to as the "Company" or "Microport", stock code: 00853) announced on March 30 the annual results of the Company and its subsidiaries (the "Group") for the 12 months ended December 31, 2020 (the "Reporting Period").

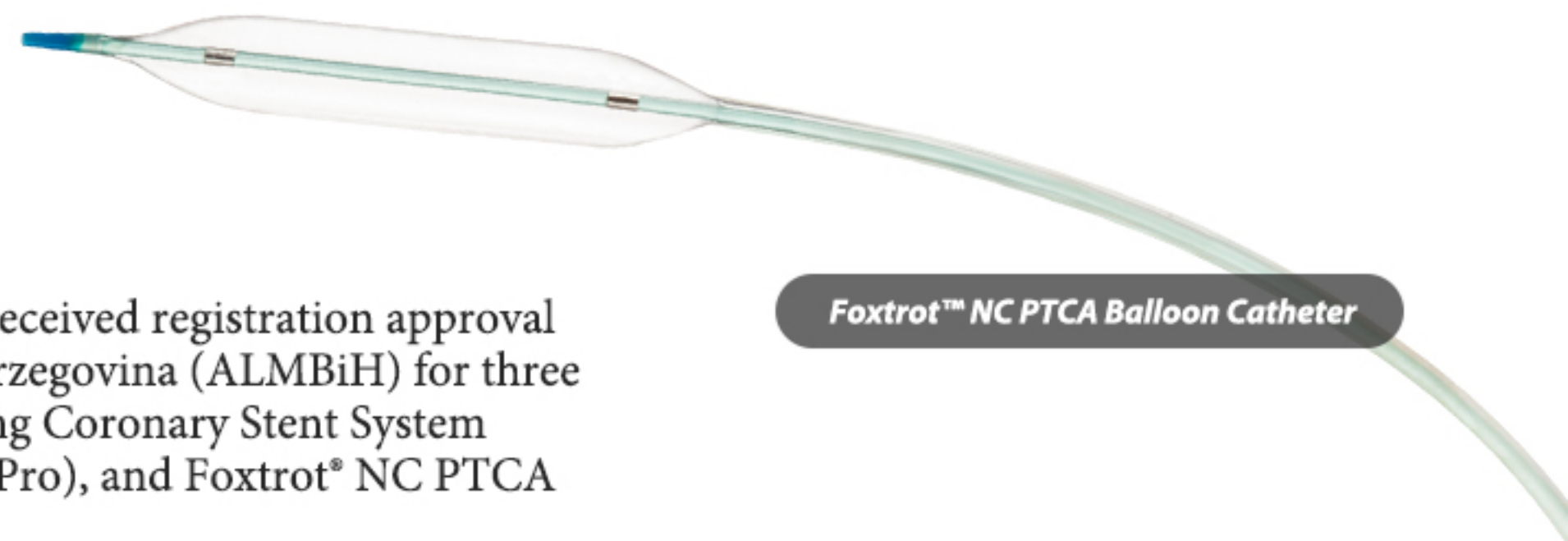
During the Reporting Period, the Group recorded a revenue of US\$648.7 million, and a gross profit margin of 67.2% (loss attributable to equity shareholders of the Group: US\$191.3 million). In 2020, the Group and its associated companies introduced external financing approximately US\$1 billion accumulatively, and recognized widely by the capital market. Through the sufficient cash brought by financing, further improve the soundness of the financial statements, and the group continues to invest in R & D, so as to burst out a steady stream of innovation vitality.

Dr. Zhaohua Chang, Chairman and CEO of MicroPort®, said, "the COVID-19 pandemic in 2020 has been a tremendous shock and test for the entire world, especially for the healthcare industry, but it has also presented to us the opportunities and prospects for growth, and we are acutely aware of the important mission we have been entrusted with. With our concerted efforts to fight against the pandemic and overcome the difficulties, the performance of all regions around the world has started to recover. In the 'post-COVID era' where pandemic prevention and control becomes normal, MicroPort®, as a leading innovative high-end medical device conglomerate, will fulfill its mission and social responsibility by actively developing diversified product lines and integrated solutions through continuous innovation, and deepening its localization-based global operation strategy to bring the Group's medical solutions to more countries and regions for the benefit of patients worldwide."


Firehawk®, Foxtrot® Pro and Foxtrot® NC Receive Approval in **Bosnia and Herzegovina**

Shanghai MicroPort Medical (Group) Co., Ltd. (MicroPort®) recently received registration approval from the Agency for Medicines and Medical Devices of Bosnia and Herzegovina (ALMBiH) for three of its proprietary products, namely Firehawk® Rapamycin Target Eluting Coronary Stent System (Firehawk®), Foxtrot® Pro PTCA Coronary Balloon Catheter (Foxtrot® Pro), and Foxtrot® NC PTCA Balloon Catheter (Foxtrot® NC).

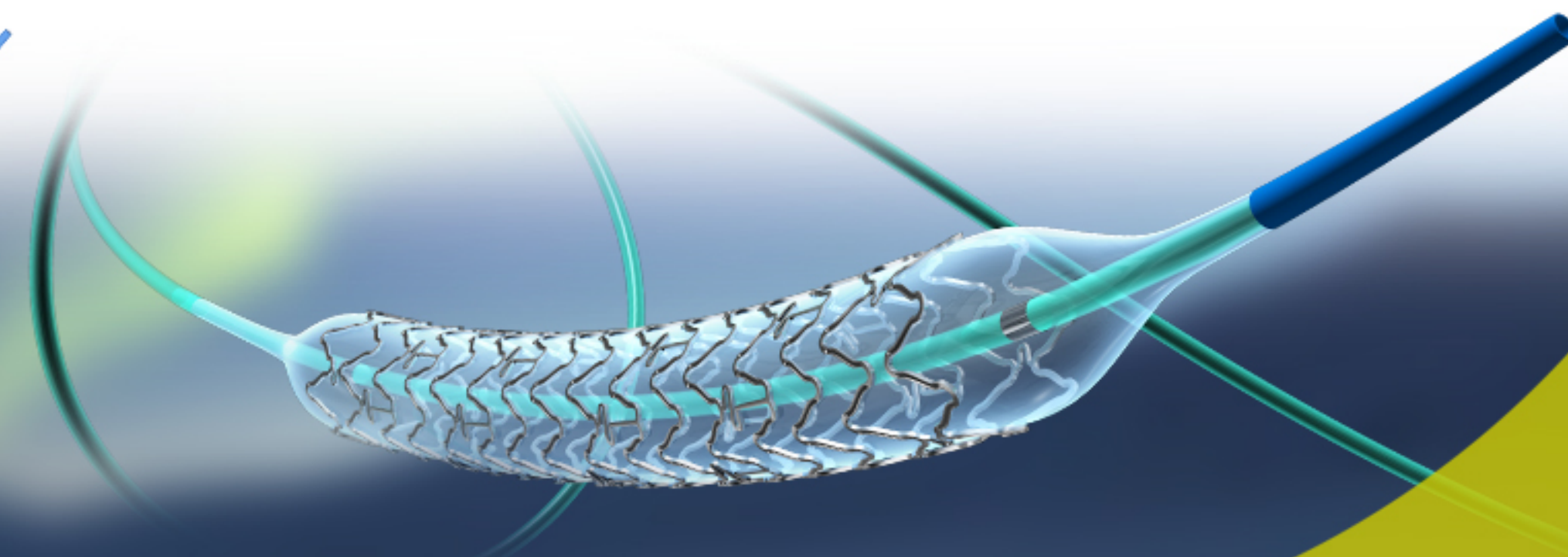
The approval in Bosnia and Herzegovina of these three outstanding products offered by MicroPort® fully demonstrates the company's excellent product portfolio in the field of coronary intervention, further expanding the company's global presence. The future of MicroPort® will see the delivery of high quality and accessible medical devices to Bosnia and Herzegovina, providing integrated medical solutions for local patients and doctors in the field of coronary intervention.



Foxtrot™ NC PTCA Balloon Catheter



FOXTROT™ Pro PTCA Balloon Catheter



Firehawk® Rapamycin Target Eluting Coronary Stent System

MicroPort® EP Devices and Accessories Obtain Approval in **Australia**

Shanghai MicroPort® EP MedTech Co., Ltd. ("MicroPort® EP") has recently obtained registration approval from the Australia Therapeutic Goods Administration (TGA) for a selection of its medical devices and accessories, including: Columbus™ 3D EP Navigation System, Columbus™ Cardiac Electrophysiology Stimulator, OptimAblate™ Cardiac RF Generator, OptimAblate™ Irrigation Pump, and OptimAblate™ Tubing Set.

The TGA previously approved proprietary catheters and other consumables of MicroPort® EP for use in June last year. The successful approval of equipment and accessories further enriches and complements the product portfolio of MicroPort® EP in the Australian market, paving the way for the company to explore the Oceania market with confidence.

The future of MicroPort® EP will involve continued investments in research, development, and product innovation to provide an integrated solution that combines active and passive approaches, while bringing together equipment and devices for the benefit of patients and doctors.



Columbus™ 3D EP Navigation System



OptimAblate™ Cardiac RF Generator

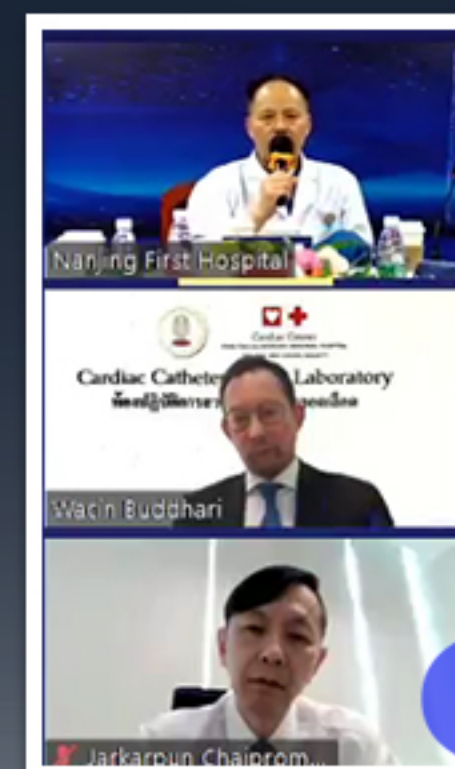


OptimAblate™ Irrigation Pump

Sino-Thai Cardiovascular Professional Corridor Successfully Held in Nanjing First Hospital

The Sino-Thai Cardiovascular Professional Corridor kicked off at Nanjing First Hospital on March 19, 2021. Professors from King Chulalongkorn Memorial Hospital in Thailand and Nanjing First Hospital attended this online seminar at the invitation of Shanghai MicroPort Medical (Group) Co., Ltd. ("MicroPort"). Speakers include Prof. Wacin Buddhari, Prof. Wasan Udayachalerm, Prof. Suphot Srimahachota, Prof. Jarkarpun Chaipromprasit, Prof. Siriporn Athisakul, Prof. Vorarit, Prof. Lertsuwunseri and Prof. Chaisiri Wanlapakorn from King Chulalongkorn Memorial Hospital, and Prof. Shaoliang Chen, President of Nanjing First Hospital, Prof. Junjie Zhang, Prof. Fei Ye, Prof. Nailiang Tian, Prof. Zhen Ge and Prof. Juan Zhang from Nanjing First Hospital.

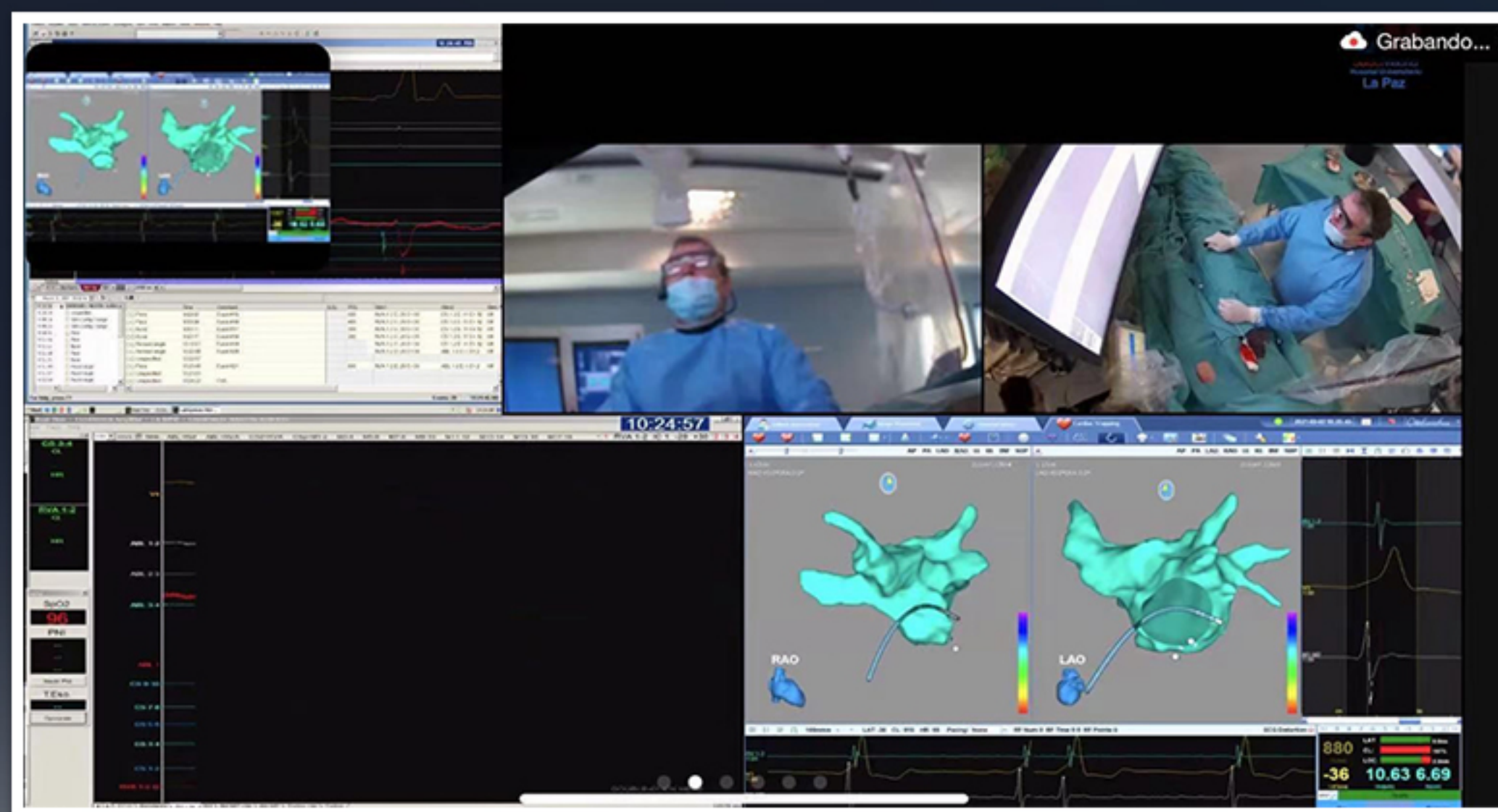
During the seminar, Prof. Junjie Zhang successfully demonstrated a live TAVR procedure for a patient with rheumatic aortic valve stenosis accompanied by severe adhesions, which was highly appreciated by the experts present. With collaboration among the cardiology, anesthesiology, and ultrasound departments, Prof. Zhang succeeded in implanting a VitaFlow® 27mm valve following a pre-dilation with an Alwide® 22mm balloon. According to Prof. Zhang, this was a typical case commonly seen in China. The successful completion of this difficult procedure using a made-in-China transcatheter aortic valve system has demonstrated cutting-edge medical technology in China.



MicroPort® EP Holds **Live Procedures** for the First Time in an Overseas Market

Shanghai MicroPort EP MedTech Co., Ltd. ("MicroPort® EP"), recently offered live procedure webcasts for the first time in an overseas market, whereby a team of physicians from Spain successfully performed two atrial flutter ablation procedures and two bypass tract ablation procedures. The procedures, which were viewed by a group of physicians in the Dominican Republic via online streaming, were carried out using MicroPort® EP's Columbus® 3D EP Navigation System ("Columbus®") and supporting catheters.

During these procedures, Dr. Merino's team in Spain used the PathBuilder® Introducer to complete the atrial septal puncture and successfully performed ablation guided by Columbus®. Dr. Merino positively evaluated the smooth performance of the PathBuilder® during puncture, and recognized the easy-use interface and stability of Columbus®. After observing the full and detailed procedure through the live broadcast, the physicians from the Dominican Republic were able to appreciate the fast modeling and mapping features of Columbus®, noting that the entire ablation becomes easier and more efficient by using the system.



First Implantation of Castor® Branched Stent-Graft System by MicroPort Endovastec™ Completed in Argentina and Italy

The first implantation of Castor® Aortic Branched Stent-Graft and Delivery System ("Castor®") developed by Shanghai MicroPort Endovascular MedTech (Group) Co., Ltd. ("Endovastec™"), has been successfully completed in Argentina and Italy. These are the third and fourth overseas market for Castor® after Poland and Spain

The implantation of the Castor® Stent in Argentina was performed by a team led by Drs. Marcelo Brizio and Alejandro Cuacci of the Clínica Nueva Chacabuco de Tandí Hospital in Argentina. The procedure was performed by reconstructing the left subclavian artery (LSA) with the Castor® Stent to seal the primary tears. Postoperative imaging showed that the stent-graft was precisely positioned and the blood flow in LSA was restored. The triple-miniband structure at the proximal end of the Castor® Stent sealed effectively without any endoleak. The dissection tears were effectively isolated, and the access to the true lumen of the distal descending aorta was opened which ensured adequate blood supply in the true lumen.

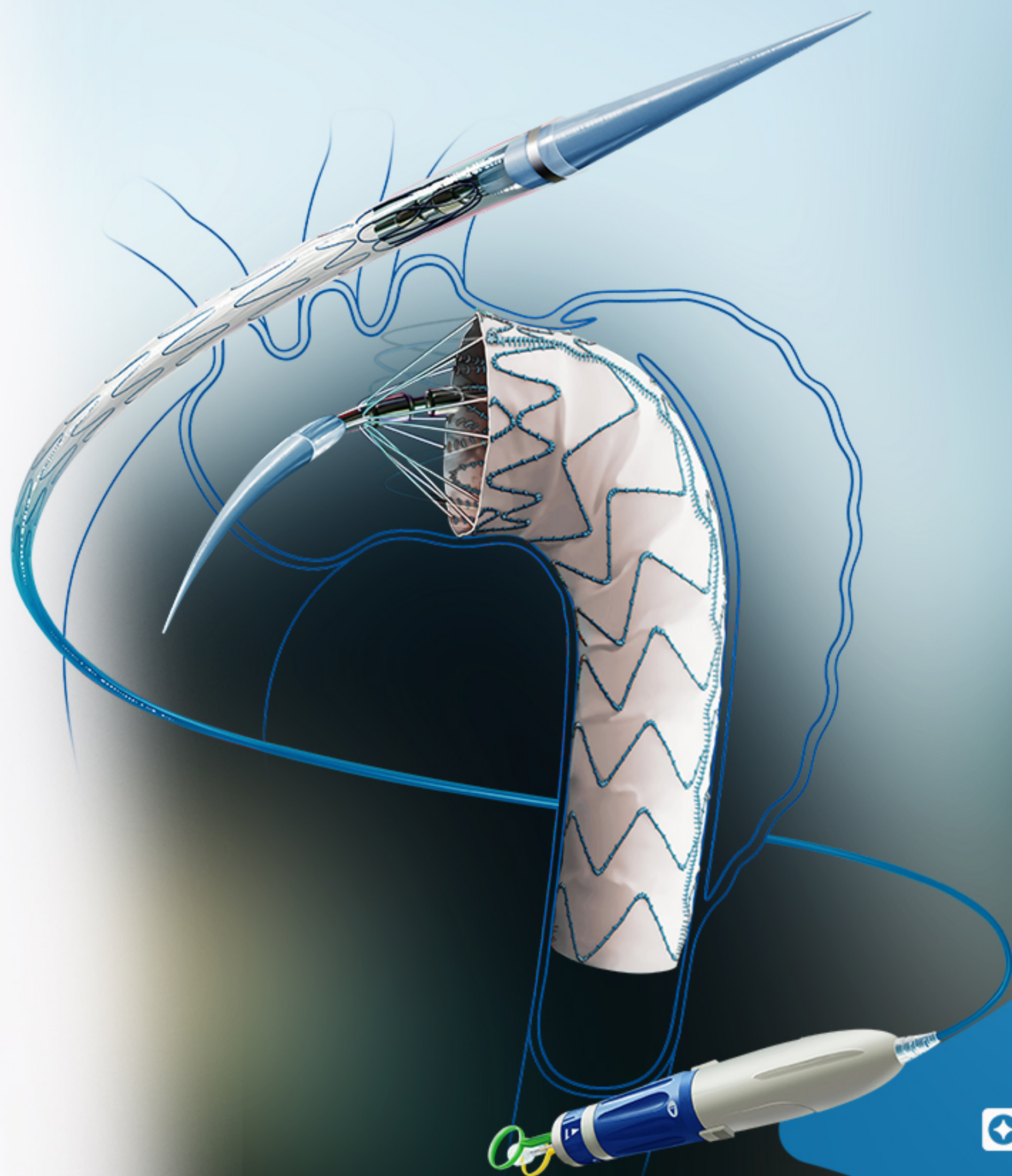
The first implantation of Castor® in Italy was performed by a team led by Dr. Sergio Berti and Dr. Antonio Rizza of G. Pasquinucci Heart Hospital. The entire procedure was smooth, taking only 40 minutes to implant the stent, and the Castor® system was precisely positioned without displacement. The stent conformed to the vessel shape and was tightly attached to the vessel wall. Proximal multi-mini springs of the stent graft sealed effectively without any endoleaks, ensuring smooth blood flow in the LSA. The procedure was a great success.



First Implantation of Endovastec™ Hercules®-LP Stent Graft System Completed in **Turkey**

The first implantation of Hercules® Low Profile Thoracic Stent Graft and Delivery System (Hercules®-LP Stent Graft System) developed by Shanghai MicroPort Endovascular MedTech (Group) Co., Ltd. (Endovastec™), was successfully completed in Turkey.

The first implantation of the Hercules®-LP Stent Graft System in Turkey was performed by a team led by Dr. Ziya Bagis of the Mehmet Akif İnan Training and Research Hospital. Thanks to the hydrophilic coating on the sheath of the delivery system, the stent was smoothly introduced during the procedure and there was no displacement or jumps at the release of the stent graft and bare stent. Postoperative angiography showed that the Stent Graft was precisely positioned with a good stent shape, and the dissection aneurysm was effectively isolated.




MicroPort® Holds **Groundbreaking Ceremony** for R&D Building in Jiaxing MicroPort® Campus

MicroPort Medical (Jiaxing) Co., Ltd recently held a groundbreaking ceremony for its R&D building at the Jiaxing MicroPort® Campus, located in Jiaxing Science and Technology City.

The new R&D Building will cover a floor area of approximately 245,000 square meters, with the total floor area extending to 300,000 square meters post completion of the Campus. With these figures, the total headcount will reach around 5,000 employees, with production capacity increasing to several times the current level. This will ensure the company meets the demand for larger-scale productions in response to the implementation of the Medical Device Registrant System.

Glendy Wang, Chief Operating Officer of MicroPort®, commented that, in the context of implementing the Yangtze River Delta Integration Strategy, MicroPort® will take full advantage of the strategic location of Jiaxing to mobilize resources from its surrounding cities of Shanghai, Suzhou and Jiaxing in an effort to introduce more operations into the Jiaxing MicroPort® Campus. In addition, MicroPort® will continue to develop an integrated platform for high-end medical devices to support the development of a market-oriented innovation system and industrial development model featuring industry-academia-research integration. Through this process, it aims to incubate more projects and companies and provide more quality integrated medical solutions for patients and doctors worldwide.



Investor Newsletter

Issue **03** 2021



For more information, please contact:

Martin Sun

Chief Financial Officer
MicroPort Scientific Corporation

Tel: (86)(21) 38954600

Email: ir@microport.com

Leanne Li

Board Secretary & VP of Securities Affairs
MicroPort Scientific Corporation

Tel: (86)(21) 38954600

Email: ir@microport.com